


Global Studies

Unit 4, Lesson 6

Take Action



Ms. Brinkman

Unit 4, Lesson 6: Take Action

Do you know what cultural appreciation is?

Do you know the value of cultural diversity?

Lesson 6: Take Action

Global Studies A Unit 4: Celebrating Diversity

Global Studies

Briefing

Take Action



Your goals are to learn how to complete these objectives:

- Identify, describe, and express appreciation for the influences of culture on an individual's life
- Demonstrate the value of cultural diversity

In many ways the world seems to be getting smaller because technology makes instantaneous communication possible between people all over the world. In a shrinking world, it becomes even more necessary that we do not allow our differences to get in the way of understanding each other.

Florida
VirtualSchool
Unless otherwise noted,
© 2004-2008 FLVS.



Unit 4, Lesson 6: Take Action

Lesson 6: Take Action
Global Studies A Unit 4: Celebrating Diversity

Global Studies

Assignment


Take Action

If you have not done so already, go to the **Lesson Resource Packet** in the **backpack, Materials** section to find out how to set up your student account in order to view Discovery Education videos. Then, use the links below to access different segments of the video called *Diversity: The World of Ethnic Man*.

Program Introduction
(Time: 01:10)
[High speed users](#)

Introduction for Students
(Time: 02:45)
[High speed users](#)


Have you ever met someone like Ethnic Man? Are you someone like Ethnic Man? The amount of diversity in our world is astounding for self and others is the cornerstone of positive human relations and the foundation upon which meaningful and lasting world peace is built. Benito Juarez, one of Mexico's national heroes, said that peace is defined as "showing respect for the rights of others." Respecting others means imposing one's beliefs or values on others. It also means trying to understand differences rather than being afraid of diversity. By respecting others, we begin to cultivate the seeds of understanding.


 Your editor has selected you to prepare an important human interest story. This is a great opportunity for you to learn about another culture on a first-hand basis. This may mean challenging yourself to get out of your normal routine and seek others from another culture—and then to learn from them! There are many ways you can do this. Look for possible choices, or contact your instructor to brainstorm something that would interest you! Complete your report what you have learned from your cross-cultural experience.

1. Partake in a meal that includes dishes from another country or culture. Please do not include foods that may seem "foreign" but are actually quite common such as Italian spaghetti or Mexican tacos. Challenge yourself to try exotic or unusual foods from cultures that you know little about. Learn about the way these foods are prepared and why they might be common to that culture due to the geography, climate, natural resources, etc.
2. Interview someone from another culture. Discuss ways in which your cultures are similar and different. Attempt to learn about the native language of that person. Discover if that person emigrated from his homeland, the reasons why he/she immigrated, and the difficulties he/she may have encountered adjusting to life in another land. Or you might find out what may be the reasons he/she is visiting, and what may be his/her reaction to visiting in a new land.
3. Attend a cultural fair or festival put on by a local ethnic group. Learn about the customs and traditions of this group and their homeland. Discover any arts and crafts or other traditions that may be unique to that culture.
4. Take a class or learn about a traditional art craft from a different culture. Investigate how that art craft evolved in that culture, as well as how it is passed on to new generations.
5. Create a learning opportunity of your own. Be sure to focus on some aspect of a culture that is different from your own. Investigate different cultures that are represented in your own community.

When you have chosen your activity and completed it, prepare a story that focuses on the cross-cultural experience and what you have learned. A good cub reporter is always ready to report what is discovered while on assignment.

- Create a report that shows what you learned on your cross-cultural experience.
- While the experiences will vary from reporter to reporter, you should be sure to cover all of the important elements of a good report—**Who, What, When, Where, and Why**.
- You are encouraged to be creative in how you present this report.
- Don't forget pictures are worth a thousand words! Above all, your report must demonstrate what you have learned about a culture that is different from your own.

 Learning about another culture can be fun and rewarding. Remember to approach the experience with an open mind. You do not have to agree with or like what you discover, but you should be ready to learn from and respect the origins, beliefs, and customs of other cultures. With a little practice you should also be able to spot the cultural universals that you share—and hopefully find more ways that you are alike than different!

 Unless otherwise noted, © 2004-2008 FLVS.

2 of 4

This lesson is all about taking part in a cultural experience.

Then you report back to me about what you learned 😊



Unit 4, Lesson 6: Take Action

First, let's find out who Ethnic Man is, by watching these video clips.

Lesson 6: Take Action
Global Studies A Unit 4: Celebrating Diversity

Global Studies

Assignment

Take Action

If you have not done so already, go to the **Lesson Resource Packet in the backpack, Materials section** to find out how to set up your student account in order to view Discovery Education videos. Then, use the links below to access different segments of the video called *Diversity: The World of Ethnic Man*.

Program Introduction
(Time: 01:10)
High speed users

Introduction to Students
(Time: 02:45)
High speed users

Discovery Education streaming

Have you ever met someone like Ethnic Man? Are you someone like Ethnic Man? The amount of diversity in our world is astounding, and respect for self and others is the cornerstone of positive human relations and the foundation upon which meaningful and lasting world peace can be built. Benito Juarez, one of Mexico's national heroes, said that peace is defined as "showing respect for the rights of others." Respect is shown by not imposing one's beliefs or values on others. It also means trying to understand differences rather than being afraid of diversity. By learning about others, we begin to cultivate the seeds of understanding.

COURSE TREE

2 of 4

You choose!



Your editor has selected you to prepare a report on another culture on a first-hand basis. You may seek others from another culture--and explore possible choices, or contact your editor to report what you have learned from your experience.

Now for the fun part. Here's where you get to choose what type of cultural experience you'll have!

1. Partake in a meal that includes dishes from another country or culture. Please do not include foods that may seem "foreign" but are actually quite common such as Italian spaghetti or Mexican tacos. Challenge yourself to try exotic or unusual foods from cultures that you know little about. Learn about the way these foods are prepared and why they might be common to that culture. Use resources, etc.
2. Interview someone from another culture. Discuss ways in which your cultures are similar and different. Discover if that person emigrated from his homeland, the reasons why, and how he/she encountered adjusting to life in another land. Or you might find out what may be his/her reaction to visiting in a new land.
3. Attend a cultural fair or festival put on by a local ethnic group. Learn about the customs and traditions. Discover any arts and crafts or other traditions that may be unique to that culture.
4. Take a class or learn about a traditional art craft from a different culture. Investigate how it is passed on to new generations.
5. Create a learning opportunity of your own. Focus on some aspect of a culture that is different from your own. Investigate different cultures that are represented in your own community.

Then create a report that discusses your findings and fulfills the required elements of the Rubric.

When you have chosen your activity and completed it, prepare a story that focuses on the cross-cultural experience and what you have learned. A good cultural reporter is always ready to report what is discovered while on assignment.

- Create a report that shows what you learned on your cross-cultural experience.
- While the experiences will vary from reporter to reporter, you should be sure to cover all of the important elements of a good report--**Who, What, When, Where, and Why.** You are encouraged to be creative in how you present this report.
- Don't forget pictures are worth a thousand words! Above all, your report must demonstrate what you have learned about a culture that is different from your own.

Keep an open mind!



Learning about another culture can be fun and rewarding. Remember to approach the experience with an open mind. You do not have to agree with or like what you discover, but you should be ready to learn from and respect the origins, beliefs, and customs of other cultures. With a little practice you should also be able to spot the cultural universals that you share--and hopefully find more ways that you are alike than different!

Remember to be open-minded when learning about another culture.

This is a great opportunity for you to put into practice everything you've learned about First Impressions and Stereotypes from previous lessons.

The Rubric

As always, **CHECK THE RUBRIC** before attempting this assignment so that you know how to earn full credit.

Lesson 6: Take Action

Global Studies A Unit 4: Celebrating Diversity

Report

Take Action



Your editor wants you to create a human interest report about your cross-cultural experience. A human interest story is one that really focuses on the people. While writing your story about this experience, think about what you experienced. Why did you choose the activity you chose and how was it effective in helping you learn about the other culture? What was your favorite part of the activity? Did you participate alone or with family and friends? Would you recommend this activity to another student? How was this experience different from anything you have previously experienced? How would you describe the significance and impact of the experience on your learning.

If you could interact with an individual from the culture you experienced, what experience would you offer him/her to share with them about your culture?

Submit Your Work

- Once you have finished your report, submit it in the **Take Action** assessment on the following page.








[How will you be graded on this assessment?](#)

Are all necessary pages printed and placed in your notebook?
Is all work saved on a floppy, zip disk, or CD?



The Rubric

Notice the point breakdown!

	Student selects a cross-cultural activity, completes it, and reports about the experience. The report should do these things:	100 pts. total
	• Creatively answer the five W's: Who, What, When, Where, Why.	25 pts.
	• Clearly explain the unique qualities of that culture.	25 pts.
Take Action 	• Show appreciation for cultural diversity and how student can benefit from it.	25 pts.
	• Few, if any, errors in spelling and conventions	5 pts.
	• Demonstrate a creative use of information and technology.	20 pts.

The Assessment

Assignment: 4.06 Take Action	Not Submitted	None / Unlimited
Assignment: 4.06 Take Action	Submitted	None / Unlimited

Title	4.06 Take Action
Details	Submit your report by attaching here or by making other arrangements with your instructor. See detailed directions in the lesson for more information about what to submit.
Due Date	
Points Possible	100
Course Contribution	100
Submissions Allowed	Unlimited
Submission Number	0
Optional File Upload	<input type="text"/> <input type="button" value="Choose..."/>
Attached File(s)	4_0_6.rtf Object ID: s4664
Show all files I have uploaded (1 file(s))	
Student comments	
<div style="border: 1px solid gray; height: 150px;"></div>	
<input type="button" value="abc Spell Check"/> <input type="button" value="Add Audio"/> <input type="button" value="Add Video"/>	
<input type="checkbox"/> Submit for Grading	
<input type="button" value="Reset"/> <input type="button" value="Submit"/>	

After you've proofread your report for spelling and grammar, and you're sure that you've included all elements in the Rubric, submit it.

Congrats! You've just learned the value of cultural diversity!

Contact Information

Mrs. Sage

Global Studies Instructor

Florida Virtual School

239-443-5331 office

239-464-4181 text

(text line is to be used **ONLY** to text.)

Tutorial Website: www.flvsgs.weebly.com

Appointments: <http://tiny.cc/sageappt>