

Global Studies Unit 4, Lesson 1 First Impressions



Ms. Brinkman





Unit 4, Lesson 1: First Impressions

Lesson 1: First Impressions

Global Studies A Unit 4: Celebrating Diversity

Global Studies

Briefing

First Impressions



Your goals are to learn how to complete these objectives:


- Construct reasoned judgments about specific cultural responses

How does what you think you know, affect what you see? This assessment is an important first step as you begin to examine your global community.

Florida Virtual School
Unless otherwise noted,
© 2004-2008 FLVS.

"You only get one chance to make a first impression."

What does this statement mean to you? Is it fair that people judge others based on their first impressions?

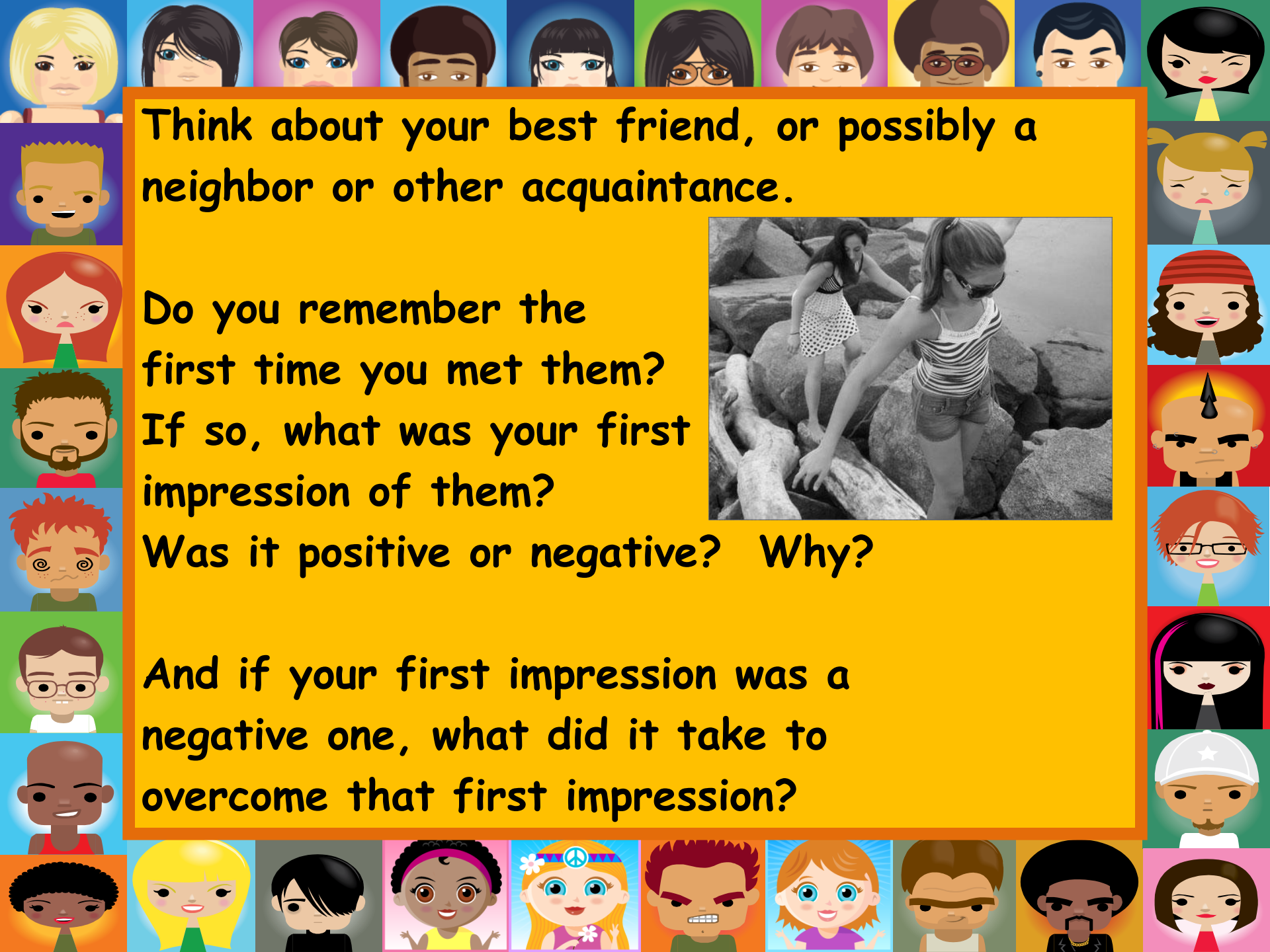


Think about your best friend, or possibly a neighbor or other acquaintance.

Do you remember the first time you met them? If so, what was your first impression of them?

Was it positive or negative? Why?

And if your first impression was a negative one, what did it take to overcome that first impression?



Unit 4, Lesson 1: First Impressions

Lesson 1: First Impressions
Global Studies A Unit 4: Celebrating Diversity

Global Studies

Assignment

First Impressions



Before doing anything else, please open and print out a copy of the **Work file (Parts One and Two)** using the work file icon to the left. Next, read and follow the directions below. When you are finished viewing and responding to each slide, put your work file away and then go on to the following page.

First Impressions

You are about to begin a slide show in which you will be presented with various images and situations. Write your response to each slide according to the directions on the work file for this assignment. Respond to each slide honestly and quickly. Do not spend too much time thinking about each one. Once you have responded to a slide, use the Next button to go on.

Click the blue square icon to find the Work File. You may want to print out a copy.



★★★★★
3 of 5

Unit 4, Lesson 1: First Impressions

First Impressions

You are about to begin a slide show in which you will be presented with various situations. With each situation, you will be given a slide accompanied by a question. You will have 30 seconds to respond to each question.

First Impressions



Slide #1

A person arrives to a scheduled meeting more than a half an hour late.

© 2004 www.clipart.com



Read through this First Impressions slide show presentation. Click the arrow to advance the slides.

For each situation, think about your first impressions of the person.

Unit 4, Lesson 1: First Impressions

Work File

Part One

Please be careful not to think too much about each item, but to write what first comes to your mind. It is important that you respond with your "gut" feeling. Be honest. There are no right or wrong answers; just the way you feel or react to each situation presented in the survey. **Note: The scale may, in some instances, be reversed.** Please use the "emoticons" to guide how you rank each situation.

- After reading statement #1, indicate your reaction on the scale below, based on how you "felt" when you read the situation.



In the space below, please write a brief explanation of your reaction. How did you feel? What was your first reaction to the situation described? Be honest.

For each statement, indicate your reaction using the scales in Part One the Work File.

When finished with all 10 statements, complete Part Two of the Work File.

Part Two

You will now tabulate the results of your survey. First, you will need to calculate the total of all the raw scores. Do this by filling in the number you ranked each item on the survey in the appropriate spaces below.

Situation	#1	#2	#3	#4	#5	#6	#7	#8	#9	#10	Total
Raw Score											

Next, add all of your numbers and write that total in the appropriate space.

Finally, calculate the average by dividing the total by 10. List that number here:

You will be asked for your "score" later in the assessment.

Unit 4, Lesson 1: Second Glance

Now it's time to see if you are right about your first impressions!

Lesson 1: First Impressions
Global Studies A Unit 4: Celebrating Diversity

Global Studies

Report

First Impressions



Have you completed the work file for the first slide show? If yes, now you will view a second slide show and answer some more questions. You will need to open and print out a copy of **Work file (Parts Three and Four)**. Next, read and follow the directions below.

Second Glance

You are about to begin a second slide show. It has some additional information about the different images and situations you saw in the first slide show. Write your response to each slide according to the directions on the second work file for this assignment. Once you have responded to a slide, use the Next button to go on.



Unit 4, Lesson 1: Second Glance

Read through this Second Glance slide show presentation. Click the arrow to advance the slides.

For each situation, think about your first impressions of the person.

Second Glance

You are about to begin a second slide show. It has some additional information about the different images and situations to each slide for this presentation. Use the Next button to advance to the next slide.

Second Glance

Slide #5 A man helps his wife do the dishes after dinner.



© 2004 FLVS

In many cultures, there is a clear division of labor between what chores men and women should do. It may be that men work hard outdoors all day and it would be unheard of for him to do housework such as washing dishes. How do you think someone from a culture with those beliefs might feel about this situation?



Unit 4, Lesson 1: Second Glance

Work File

Part Three

After completing Parts One and Two, you are now going to complete a follow-up survey to the first one. In this second survey, you will be provided some additional information. **You are asked to react to each situation with this new information in mind.** It is important to be honest. *Note: The scale may, in some instances, be reversed. Please use the "emoticons" to guide how you rank each situation.*

1. After reading the additional information about the situation, indicate how you believe someone from that culture would react.



In the space below, please write a brief explanation of how you believe someone from that culture would react. How do you think you would react? What do you think would be his/her first reaction to the situation?

When finished with all 10 statements, complete Part Four of the Work File.

Part Four

You will now tabulate the results of your survey. Calculate the total of all the raw scores. Do this by filling in the appropriate spaces below the survey in the appropriate spaces below.

Situation	#1	#2	#3	#4
Raw Score				

Next, add all of your numbers and write the total in the space below.

Finally, calculate the average by dividing the total by the number of situations.

For each statement, indicate your reaction using the scales in the Part Three of the Work File. Consider the new information presented in each slide when recording your responses.

calculate the total of all the raw scores. Do this by filling in the appropriate spaces below the survey in the appropriate spaces below.

#10	Total

Next, add all of your numbers and write the total in the space below.

Finally, calculate the average by dividing the total by the number of situations.



Unit 4, Lesson 1: Assessment

Worksheet: [4.01 First Impressions](#)

Not submitted

4.01 First Impressions

Which three images/situations did you find the most interesting and why?

Spell Check Add Audio Add Video

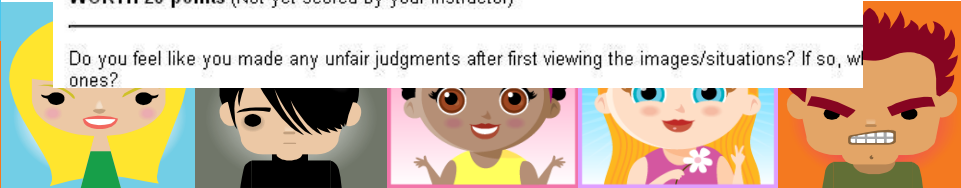
WORTH 20 points (Not yet scored by your instructor)

How was your reaction to the images/situations mentioned above, different before and after you read the explanations?

Spell Check Add Audio Add Video


WORTH 20 points (Not yet scored by your instructor)

Do you feel like you made any unfair judgments after first viewing the images/situations? If so, write about them.



Use the responses recorded in your Work File to answer the questions in the Assessment.

Be sure to thoroughly answer each question and use complete, grammatically -correct sentences.





Contact Information

Mrs. Amber Sage
Global Studies Instructor
Florida Virtual School

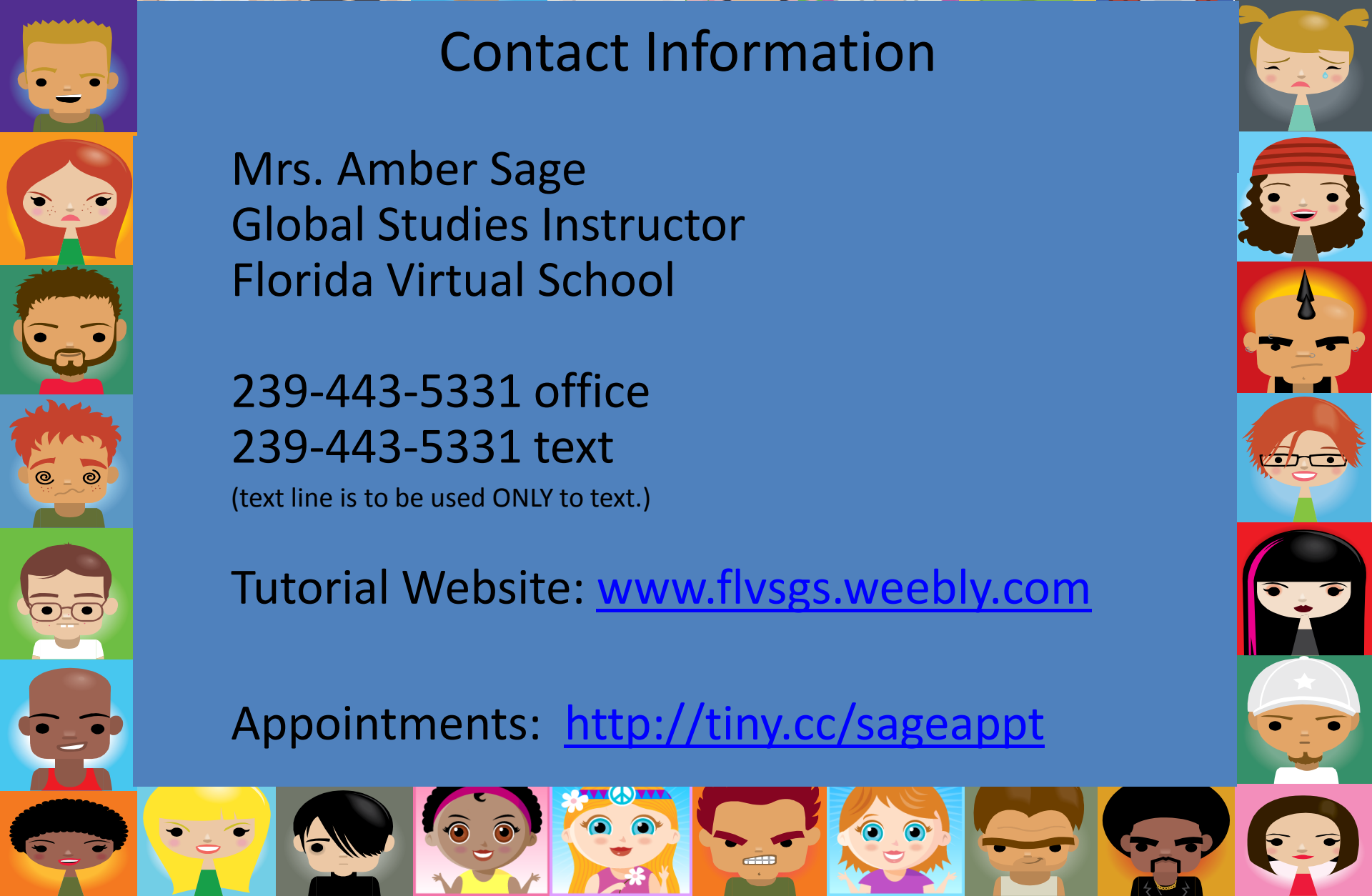
239-443-5331 office

239-443-5331 text

(text line is to be used ONLY to text.)

Tutorial Website: www.flvsgs.weebly.com

Appointments: <http://tiny.cc/sageappt>





Unit 4, Lesson 1: First Impressions

